

**Welcome to ...**

---

# **GCSE Exams Information Evening**

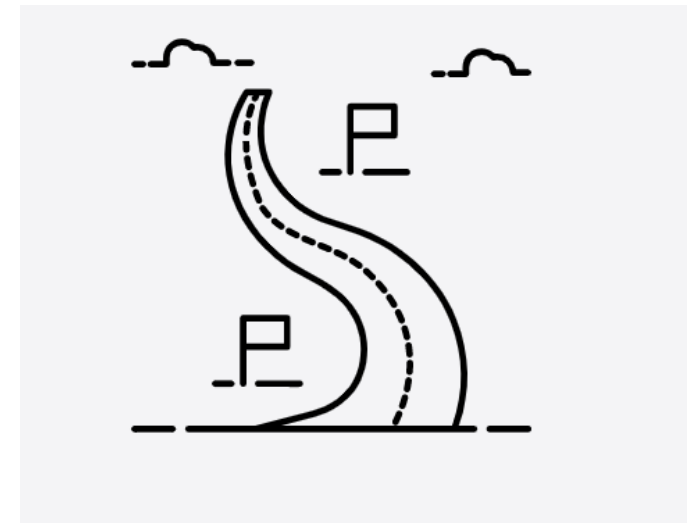
## **2025**

### **The Tipton Roadmap**

### **100 Days**

**Valuing Everyone  
Caring for Each Other  
Achieving Excellence**


HG




# Three guiding principles for the remaining 100 days

‘Give me six hours to chop down a tree and I will spend the first four sharpening the axe’

Abraham Lincoln



**Training is doing your homework.** It's not exciting. More often than not it's tedious. There is certainly no glory in it. But you stick with it, over time, and incrementally through no specific session, your body changes. Your mind becomes calloused to effort. You stop thinking of running as difficult or interesting or magical. It just becomes what you do. It becomes a habit.



Today

Half term Friday 14<sup>th</sup> Feb

Year 11 Trial Exams Tues 25<sup>th</sup> Feb (two weeks)

Year 11 Final Track w/b 24<sup>th</sup> Mar

'Easter' Holidays Friday 28<sup>th</sup> Mar

Return to school Mon 14<sup>th</sup> April

'Easter' Long Weekend Friday 18<sup>th</sup> April – Monday 21<sup>st</sup> April

National Exams Thursday 8<sup>th</sup> May

Exam Contingency Days 11<sup>th</sup> June pm and 25<sup>th</sup> June all day

Official leaving date for Year 11 Friday 27<sup>th</sup> June

Prom Thursday 10<sup>th</sup> July

Results Day 2025 Thursday 21<sup>st</sup> August 9am

# 2025

January						
S	M	T	W	T	F	S
			1	2	3	4
5	6	7	8	9	10	11
12	13	14	15	16	17	18
19	20	21	22	23	24	25
26	27	28	29	30	31	

February						
S	M	T	W	T	F	S
						1
2	3	4	5	6	7	8
9	10	11	12	13	14	15
16	17	18	19	20	21	22
23	24	25	26	27	28	

March						
S	M	T	W	T	F	S
						1
2	3	4	5	6	7	8
9	10	11	12	13	14	15
16	17	18	19	20	21	22
23	24	25	26	27	28	29
30	31					

April						
S	M	T	W	T	F	S
		1	2	3	4	5
6	7	8	9	10	11	12
13	14	15	16	17	18	19
20	21	22	23	24	25	26
27	28	29	30			

May						
S	M	T	W	T	F	S
				1	2	3
4	5	6	7	8	9	10
11	12	13	14	15	16	17
18	19	20	21	22	23	24
25	26	27	28	29	30	31

June						
S	M	T	W	T	F	S
1	2	3	4	5	6	7
8	9	10	11	12	13	14
15	16	17	18	19	20	21
22	23	24	25	26	27	28
29	30					

July						
S	M	T	W	T	F	S
						1
2	3	4	5	6	7	8
9	10	11	12	13	14	15
16	17	18	19	20	21	22
23	24	25	26	27	28	29
30	31					

August						
S	M	T	W	T	F	S
						1
2	3	4	5	6	7	8
9	10	11	12	13	14	15
16	17	18	19	20	21	22
23	24	25	26	27	28	29
30	31					

September						
S	M	T	W	T	F	S
	1	2	3	4	5	6
7	8	9	10	11	12	13
14	15	16	17	18	19	20
21	22	23	24	25	26	27
28	29	30				

October						
S	M	T	W	T	F	S
			1	2	3	4
5	6	7	8	9	10	11
12	13	14	15	16	17	18
19	20	21	22	23	24	25
26	27	28	29	30	31	

November						
S	M	T	W	T	F	S
						1
2	3	4	5	6	7	8
9	10	11	12	13	14	15
16	17	18	19	20	21	22
23	24	25	26	27	28	29
30						

December						
S	M	T	W	T	F	S
	1	2	3	4	5	6
7	8	9	10	11	12	13
14	15	16	17	18	19	20
21	22	23	24	25	26	27
28	29	30	31			

The 2025 Road Map

# Exams 2025

Guidance

## Ofqual Student Guide to Exams and Assessments in 2025

This guide provides information about arrangements for qualifications regulated by Ofqual. It explains what you need to know before, during and after your exams and assessments.

From: [Ofqual](#)

Published 20 November 2024

 [Get emails about this page](#)

<https://www.gov.uk/government/publications/ofqual-student-guide-to-exams-and-assessments-in-2025>

# Ofqual Resilience Measures and Grading

1. Final exams **will** go ahead.

2. In Maths, Physics and Combined Science students will have formula sheets to revise with and then fresh ones will be distributed during the exams.

3. In the extremely unlikely event that exams could not go ahead we will use the trial exams as evidence for Teacher Assessed Grades. These papers will need to stay in school and will not go home.

Standards will be maintained from summer 2024. This means that Ofqual will regulate exam boards, so they ensure that the standard of work to achieve a particular grade remains comparable to summer 2024. **As a result, Ofqual expects national results in 2025 to be broadly similar to those in summer 2024.**

Grade boundaries for a qualification vary from year to year and are typically different between awarding organisations offering the same qualification. This is important so that the grade boundaries reflect the level of challenge of the papers taken that year. Although senior examiners aim to produce papers of comparable challenge, in practice this is very difficult to do. We know that some variations in the level of difficulty of an assessment, and any changes to grade boundaries as a result, are inevitable to ensure that fair and appropriate grading standards are set. **This ensures that it is no easier or harder to get a grade one year or the next.**

**As in any year there is no pre-determined 'quota' of grades.**

# Regulations – Mrs Zubrot

- Regulations are set by the exam boards, not the school.
- Full details found in JCQ Information for Candidates documents
- Exam conditions apply from the moment students enter the exam room.
- Writing on hands/arms may be reported as malpractice.
- All water bottles and pencil cases must be transparent and free of labels.
- Use black ink.
- Remove calculator cover/case.
- Students must check they have been given the correct paper/tier and not write on or open the paper until told to do so.
- Invigilators are there to support students and understand they are nervous. Students should not be afraid to speak up if there is an issue or they are unsure of something.
- Toilets.



AQA

City & Guilds

CCEA


OCR

Pearson

WJEC

**NO MOBILE PHONES  
NO WATCHES**

**NO POTENTIAL TECHNOLOGICAL/WEB  
ENABLED SOURCES OF INFORMATION**



Possession of unauthorised items, such as a mobile phone or any watch, is a serious offence and could result in

**DISQUALIFICATION**

from your examination and your overall qualification.

This poster must be displayed in a prominent place outside each examination room.

©JCQ<sup>®</sup> 2022 - Effective from 1 September 2022

# Exam Regulations

Phones, watches, AirPods and any other electronic devices need to be placed into the named pouches provided and handed to invigilators at the start of every exam.

If a device sounds in the exam room this would be reported as malpractice (due to the risk of disturbance to other students).

## Warning to candidates



**1**  
You **must** be on time for all your examinations.

**2**  
**Possession of a mobile phone or other unauthorised material is not allowed** even if you do not intend to use it. You will be subject to penalty and possible disqualification from the exam/qualification.

**3**  
You **must not** talk to, attempt to communicate with or disturb other candidates once you have entered the examination room.

**4**  
You **must** follow the instructions of the invigilator.

**5**  
You **must not** sit an examination in the name of another candidate.

**6**  
You **must not** become involved in any unfair or dishonest practice in any part of the examination.

**7**  
If you are confused about anything, only speak to an invigilator.

The *Warning to candidates* must be displayed in a prominent place outside each examination room. This may be a hard copy A3 paper version or an image of the poster projected onto a wall or screen for all candidates to see.

# Exam Regulations

Arriving late disrupts other candidates. If students arrive late, there may be a delay before they are allowed into their exam room.

If students are very late, the exam board may refuse to accept their paper(s) and instead award zero marks.

Contact school for advice should a problem arise.



# Trial Exams February 2025

1. They are a **dress rehearsal** for the real thing so must be approached with the same level of seriousness and an aspiration to do well.
2. Students will receive a general and personalised timetable with subjects, room/seat information.
3. If your child has a 'clash' exam – we will organise the missed paper and that will be reflected on their personalised timetable.
4. Phones, watches and all electronic devices must be handed in to invigilators at the start of each exam in exam wallets. Exam wallets will be handed out on Monday 24<sup>th</sup> February.
5. Morning exams start at 9.00am and afternoon exams start at 1.30pm. Students need to arrive at their exam room by **8.45** and **1.20**. For the trial exam there is a middle session exam – timings will vary. If you are on time you are late!
6. Where students have an afternoon exam they will be dismissed from school after the exam.
7. During the day when students are not in an exam, they will be in lessons either preparing for the trials or revising.
8. All students should wear their full uniform for their trial and final exams.

# Summer exam timetables

- Summer 2025 GCSE exam timetable issued this evening.
- Exam dates are fixed by the exam boards - papers cannot be rescheduled.
- Students will receive a personalised timetable shortly – check legal name and subjects/tier of entry are correct
- Where students have a clash, no action is required at this stage. A member of the exams team will speak to these students to discuss and agree the way forward.
- Final timetables, issued nearer the start of exams, will show the revised timings and the room/seat numbers for all papers.
- Students must remain available for exams up to and including Wednesday 25<sup>th</sup> June (JCQ contingency date).

# How much time is there from today until the final papers begin on Thursday 8<sup>th</sup> May

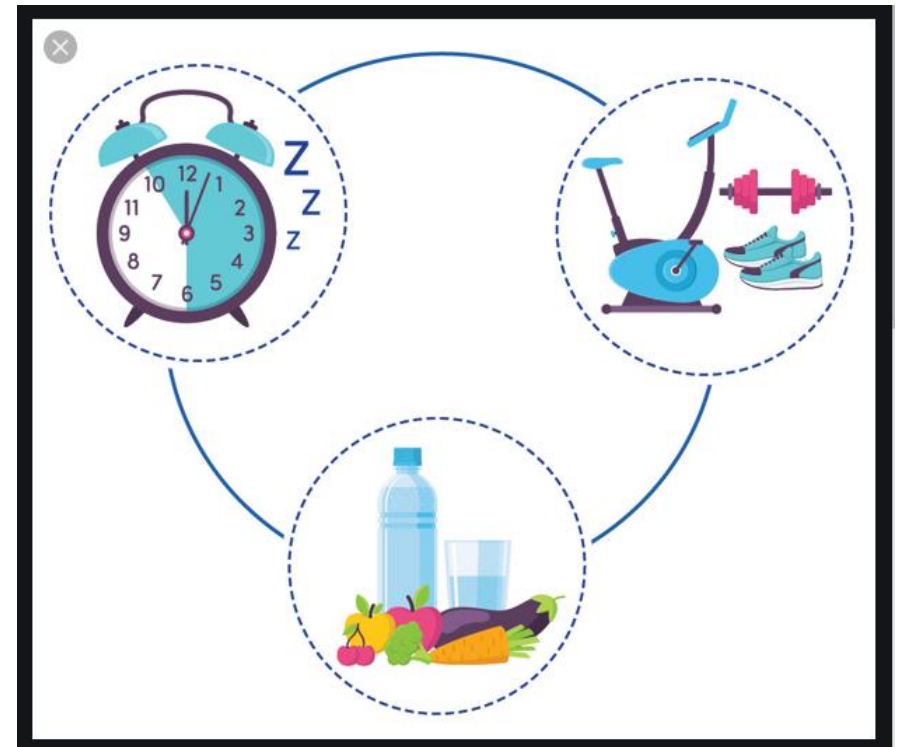
- Number of school days from now until the 8<sup>th</sup> May – 52
- Number of non-school days – 48
- Revise for 1.5-2 hours on school days from now.
- Revise for 3-4 hours on non- school days from January

**Total Hours:  
222-296**

**Always have  
time off, for  
example,  
take Fridays  
off and  
special  
occasions.  
You know  
your child  
best.**

# How can families support revision?

- **Know your child's revision timetable.**
- **Healthy revision – sleep, exercise, downtime, study.**
- **Equipment that they need to revise and for their exams.**
- **Test your child.**
- **Quality, quantity and completion of revision.**



# Top Tips for Effective Revision

Effective revision requires a strong routine and goals.

## **Make it obvious**

Revise in one space - leave your revision materials and study guides out ready to support your routine. The environment should be clear, uncluttered and comfortable.

## **Start small and build up**

Reduce distractions where and when you revise (eg no music, phone, TV etc)  
Place a revision timetable somewhere visual in your house (for others to see)  
Start revising for a short amount of time and build up over time.

## **Make it attractive**

Collaborative focused revision with friends is beneficial  
Attend interventions or revision sessions in school  
Ensure there is a 'reward' at the end of a private revision session - *"If I complete this, I can do this..."*

## **Make it rewarding**

Challenge yourself, track your own revision progress  
Ensure you stick to your revision timetable.  
Small steps build success and motivation.

# A few useful strategies

## Retrieval Practice

**Retrieval practice** makes you think hard.

It is the action of actively retrieving knowledge that boosts learning and strengthens your memory.

Over time it builds up confidence and enables you to identify gaps in your knowledge.

**Examples of retrieval practice include:**

Knowledge quizzing

Low stakes testing


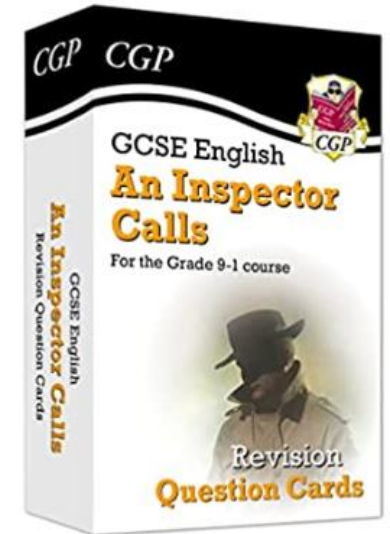
Multiple-choice tests

Completing past paper questions

Answering questions asked by teacher/peers/parents.

Summarising

Creating flashcards



# A few useful strategies

**Interleaving** is the act of switching between ideas and topics during a study session.

It is purposely not revising in blocks of topics.

- It ensures that you are not studying one idea or topic for too long.
- It mixes up your revision.
- The chunking of knowledge supports learning and strengthens your memory.

## Blocking



## Interleaving



# How to revise: The Pomodoro Technique



Select a single task to focus on



Set a timer and work continuously for 25 minutes

**TAKE  
A  
BREAK**

Take a productive 5-minute break



Repeat this process 4 times



Take a longer break for 30 minutes and repeat



# Ineffective Revision Strategies

## - What doesn't work

- Copying from a textbook/exercise book.
- Cramming - overloads your working memory + causes stress.
- Re-reading and doing nothing with the information (10% retention).
- Highlighting information for the sake of it.
- Not enough silent work.
- Attempting to revise while multitasking and doing other things.
- Comfort zone revision of easy material.





# Questions

# Question – Exam Leave/ When is the last exam?

- There are usually five to six weeks of exams, however, students must be available up to and including Wednesday 25<sup>th</sup> June.
- The dates for the exam period will be confirmed in due course.

# Question – Access arrangements

- If your child has any access arrangements – (reader pen, extra time etc) the exam invigilators will know before the exam begins and all preparations will be in place.
- The Learning Support team will be speaking to all students with an access arrangement so they are aware of how their trial week will work.

# Question – GCSE Exam Results Day and Certificates

- Results will be ready for collection on Thursday 21<sup>st</sup> August from the school hall – all form groups will be allocated a time slot; further details after Easter.
- GCSE certificates are released to schools in November. We will let you know when they are available for collection. If students have left, they will need to bring a form of ID to collect certificates.
- Exam results and certificates are released directly to students. Results and certificates can only be released to a third party (relative/friend) with signed authorisation from the student.

# Question – Post Results Services

- A variety of post results services are available, including reviews of marking.
- Fees apply .
- Student consent (signed declaration) is required before we can proceed.
- Grades can go down as well as up.
- We recommend that students seek advice from the exams office before submitting any paperwork/payment.
- You are welcome to contact school on your child's behalf but be aware that we cannot disclose their specific results/marks to you without their consent.
- Analysis of results takes time - subject leaders receive results the same day as students.

# Marathon Training

## FULL MARATHON

26.2 MILES 20 WEEK TRAINING PLAN

WEEK	MON	TUES	WED	THUR	FRI	SAT	SUN	TOTAL MILEAGE
1	2 miles	3 miles	Rest Day	XT	2 miles	5 miles	Rest Day	12 miles
2	2 miles	3 miles	Rest Day	XT	3 miles	6 miles	Rest Day	14 miles
3	3 miles	3 miles	Rest Day	XT	3 miles	7 miles	Rest Day	16 miles
4	3 miles	4 miles	Rest Day	XT	3 miles	8 miles	Rest Day	18 miles
5	3 miles	4 miles	Rest Day	XT	3 miles	9 miles	Rest Day	19 miles
6	4 miles	4 miles	Rest Day	XT	3 miles	10 miles	Rest Day	21 miles
7	4 miles	4 miles	Rest Day	XT	4 miles	11 miles	Rest Day	23 miles
8	4 miles	5 miles	Rest Day	XT	3 miles	12 miles	Rest Day	24 miles
9	4 miles	5 miles	Rest Day	XT	4 miles	6 miles	Rest Day	19 miles
10	4 miles	5 miles	Rest Day	XT	4 miles	14 miles	Rest Day	27 miles
11	4 miles	5 miles	Rest Day	XT	5 miles	7 miles	Rest Day	21 miles
12	4 miles	5 miles	Rest Day	XT	4 miles	16 miles	Rest Day	29 miles
13	4 miles	5 miles	Rest Day	XT	5 miles	8 miles	Rest Day	22 miles
14	4 miles	5 miles	Rest Day	XT	4 miles	18 miles	Rest Day	31 miles
15	4 miles	5 miles	Rest Day	XT	5 miles	8 miles	Rest Day	22 miles
16	4 miles	5 miles	Rest Day	XT	4 miles	20 miles	Rest Day	33 miles
17	4 miles	5 miles	Rest Day	XT	5 miles	10 miles	Rest Day	24 miles
18	4 miles	5 miles	Rest Day	XT	4 miles	20 miles	Rest Day	33 miles
19	4 miles	4 miles	Rest Day	XT	4 miles	8 miles	Rest Day	20 miles
20	4 miles	Rest Day	3 miles Carbo-Loading	Rest Day Carbo-Loading	Rest Day Carbo-Loading	26.2 miles!	Rest Day	33 miles



Have a positive mindset – go into the next five months with an aspiration to do well and show the best of yourself.



[hgrewal@taptonschool.co.uk](mailto:hgrewal@taptonschool.co.uk)  
[year11@taptonschool.co.uk](mailto:year11@taptonschool.co.uk)  
[examsoffice@taptonschool.co.uk](mailto:examsoffice@taptonschool.co.uk)